



**TITLE:**  
**SPECIFICATION FOR HAND PROTECTION**  
Part 1: Protective Gloves

<b>Document No.</b>	KP1/6C.1/13/TSP/03/91
<b>Issue No.</b>	2
<b>Revision No.</b>	0
<b>Date of Issue</b>	2015-08-03
Page 1 of 25	

## TABLE OF CONTENTS

### 0.1 Circulation List

### 0.2 Amendment Record

## FOREWORD

1. SCOPE
2. REFERENCES
3. TERMS AND DEFINITIONS
4. REQUIREMENTS
5. TESTS AND INSPECTION
6. MARKING AND PACKING
7. DOCUMENTATION

**ANNEX A:** *Guaranteed Technical Particulars (to be filled and signed by the Manufacturer and submitted together with relevant copies of the Manufacturer's catalogues, brochures, drawings, technical data, sales records for previous five years, four customer reference letters, details of manufacturing capacity, the manufacturer's experience and copies of complete type test certificates and type test reports for tender evaluation, all in English Language)*

Issued by: Head of Section Standards Development

Authorized by: Head of Department, Standards

Signed:

Signed:

Date: 2015-10-12

Date: 2015-10-12



**TITLE:**  
  
**SPECIFICATION FOR HAND PROTECTION**  
  
 Part 1: Protective Gloves

<b>Document No.</b>	KP1/6C.1/13/TSP/03/91
<b>Issue No.</b>	2
<b>Revision No.</b>	0
<b>Date of Issue</b>	2015-08-03
Page 2 of 25	

**0.1 Circulation List**

COPY NO.	COPY HOLDER
1	Manager, Standards
Electronic copy (pdf) on Kenya Power server ( <a href="http://172.16.1.40/dms/browse.php?fFolderId=23">http://172.16.1.40/dms/browse.php?fFolderId=23</a> )	

**0.2 Amendment Record**

Rev No.	Date (YYYY-MM-DD)	Description of Change	Prepared by (Name & Signature)	Approved by (Name & Signature)
KP1/3CB/TSP/01/003-8 Issue1 rev 0	2012-12-27	Cancel and replaces KP1/3CB/TSP/01/003 issue 2 Rev 0 dated and all previous issues	S. Kimitei	G. Owuor
Issue 2 Rev 0	2015-10-12	Cancel and replaces KP1/3CB/TSP/01/003-8 issue 1 Rev 0 dated 2012-12-27 and all previous issues	Nancy Wairimu Michael Apudo	Dr. Eng. Peter Kimemia 

**Issued by: Head of Section Standards Development**

**Authorized by: Head of Department, Standards**

**Signed:**

**Signed:**

**Date: 2015-10-12**

**Date: 2015-10-12**



**TITLE:**  
**SPECIFICATION FOR HAND PROTECTION**  
  
Part 1: Protective Gloves

<b>Document No.</b>	KP1/6C.1/13/TSP/03/91
<b>Issue No.</b>	2
<b>Revision No.</b>	0
<b>Date of Issue</b>	2015-08-03
Page 3 of 25	

**FOREWORD**

This specification has been prepared by the Standards Department in collaboration with Human Resource Services Department; Safety, Health & Work Environment (SHE) Department of The Kenya Power and Lighting Company Limited (KPLC/Kenya Power) and The Kenya Electrical Trade & Allied Workers Union (KETAWU). The specification lays down requirements for – Protective Gloves. It is intended for use by Kenya Power in purchasing of these items.

The supplier shall submit information which confirms manufacturer's satisfactory service experience with products which fall within the scope of this specification.

**1. SCOPE**

- 1.1. This document specifies the design and performance, methods of test, marking and user information for protective gloves for use in Industrial Work (Electrical and Mechanical) by Kenya Power company employees.
- 1.2. The specification covers performance requirements for the gloves designed to protect the wearer's hands. The scope of this specification shall include:
  - a) Mechanical gloves
  - b) Welding gloves
  - c) Drivers gloves
  - d) Cotton work gloves
  - e) Linesman's gloves
- 1.3. The specification stipulates the minimum requirements for the Protective Gloves in the company and it shall be the responsibility of the supplier to ensure adequacy of the design, good engineering practice, adherence to the specification and applicable standards and regulations as well as ensuring good workmanship in the manufacture of the Protective Gloves for The Kenya Power & Lighting Company.
- 1.4. This specification does not purport to include all the necessary provisions of a contract.

**Issued by: Head of Section Standards Development**

**Authorized by: Head of Department, Standards**

**Signed:**

**Signed:**

**Date: 2015-10-12**

**Date: 2015-10-12**



**TITLE:**  
**SPECIFICATION FOR HAND PROTECTION**  
Part 1: Protective Gloves

<b>Document No.</b>	KP1/6C.1/13/TSP/03/91
<b>Issue No.</b>	2
<b>Revision No.</b>	0
<b>Date of Issue</b>	2015-08-03
Page 4 of 25	

**2. REFERENCES**

The following standards contain provisions which, through reference in this text constitute provisions of this specification. Unless otherwise stated, the latest editions (including amendments) apply:

- ISO 20471: High visibility clothing – Test methods and requirements.
- BS EN 420: Protective gloves. General requirements and test methods
- BS EN 388: Protective gloves against mechanical risks.
- BS EN 12477: Protective gloves for welders.
- BS EN 407: Protect against heat and fire
- BS EN 7318: Specification for industrial sewing thread made from linen (flax) or cotton

**3. TERMS AND DEFINITIONS**

For the purpose of this specification, the definitions given in the reference standards shall apply.

**4. REQUIREMENTS**

**4.1. OPERATING CONDITIONS**

The Protective gloves shall be suitable for use in electrical and mechanical Work, outdoors in tropical climate with average ambient temperature of +30°C with a minimum of -1°C and a maximum of +40°C.

**4.2. GENERAL REQUIREMENTS.**

**4.2.1. Design and construction**

4.2.1.1. Protective gloves shall meet all the requirements of performance, innocuousness, design, construction and dexterity of BS EN 420 and that of this specification.

<b>Issued by: Head of Section Standards Development</b>	<b>Authorized by: Head of Department, Standards</b>
<b>Signed:</b>	<b>Signed:</b>
<b>Date: 2015-10-12</b>	<b>Date: 2015-10-12</b>



**TITLE:**  
**SPECIFICATION FOR HAND PROTECTION**  
  
Part 1: Protective Gloves

<b>Document No.</b>	KP1/6C.1/13/TSP/03/91
<b>Issue No.</b>	2
<b>Revision No.</b>	0
<b>Date of Issue</b>	2015-08-03
Page 5 of 25	

- 4.2.1.2. Protective gloves shall offer the greatest possible degree of protection in the foreseeable conditions of end use. When seams are included, the strength of these seams shall not reduce the overall performance of the gloves.
- 4.2.1.3. All protective gloves shall not cause any harm to the user. The pH of each glove shall be between 3.5 and 9.5 and the Chromium (VI) content shall be below detection (< 3 ppm).
- 4.2.1.4. Care instructions manual shall be provided; the levels of performance shall not be reduced after the maximum recommended number of cleaning cycles.

**4.3. SPECIFIC DESIGN REQUIREMENTS**

**4.3.1. Mechanical Gloves**

**4.3.1.1. General**

- 4.3.1.1.1. The protective gloves - mechanical gloves shall be designed, manufactured and tested to clause 4.2, BS EN 388 and the requirements of this specification.
- 4.3.1.1.2. It shall be a five-finger glove designed to provide protection to all of the hand up to the wrist. The coverage shall be continuous except for a slit on the ulnar surface of the palm to aid putting on and taking off the glove.
- 4.3.1.1.3. The gloves shall provide protection against the following mechanical risks: abrasion, blade cut, tear, puncture resistances.
- 4.3.1.1.4. Each glove shall have a performance level 3:5:4:4:3 in accordance with BS EN 388 and Table 1; representing abrasion, blade cut, dexterity, tear and puncture properties respectively.

**Issued by: Head of Section Standards Development**

**Authorized by: Head of Department, Standards**

**Signed:**

**Signed:**

**Date: 2015-10-12**

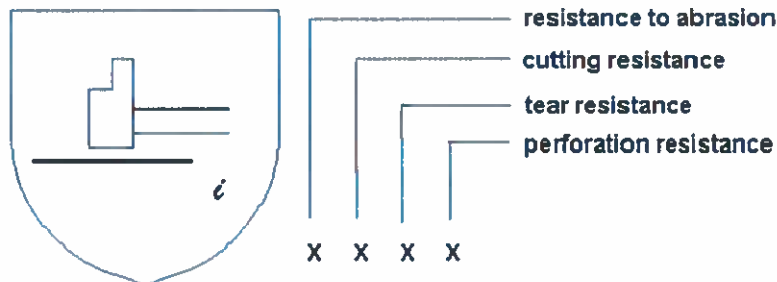
**Date: 2015-10-12**

**Table 1: The levels of performance of mechanical gloves to BS EN 388**

Test	Unit	Performance level	Requirement
Abrasion resistance	Number of cycles	3	2000
Blade cut resistance	Index	5	20.0
Dexterity*	mm	4	6.5
Tear resistance	N	4	75
Puncture resistance	N	3	100

\*pin that can be picked up with gloved hand 3 times / 30 seconds (mm)

- 4.3.1.1.5. The gloves shall protect the wearer from mechanical risks and shall be designed to offer grip, dexterity and have anti-static properties.
- 4.3.1.1.6. The mechanical properties shall be shown by a pictogram for mechanical risk as shown in Fig. 2 below followed by four performance levels numbers as per BS EN 388



**Fig. 2: Pictogram for Mechanical resistant gloves**

**4.3.1.2. Material of manufacture**

- 4.3.1.2.1. The mechanical glove shall be made from high dexterity natural leather such as flexible goatskin, pigskin or side-split leather or equivalent.
- 4.3.1.2.2. The base of the mechanical glove shall be made from a multilayer technology of cotton/ high-performance polyethylene (HPPE) (Dyneema®)/glass and its dual nitrile coating, to provide excellent cutting protection (level 5) and also achieve impressive resistance times and excellent ratings (levels 3:5:4:3) as per BS EN 388.
- 4.3.1.2.3. The mechanical gloves shall have a palm and fingertips coated, ribbing. The coating shall be made from a high Performance Elastomer (HPE) with soft grip foam or a High-performance vinyl (HPV), grip nubs or equivalent.

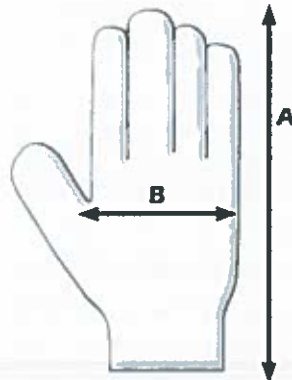
<b>Issued by: Head of Section Standards Development</b>	<b>Authorized by: Head of Department, Standards</b>
<b>Signed:</b> 	<b>Signed:</b> 
<b>Date: 2015-10-12</b>	<b>Date: 2015-10-12</b>

**4.3.1.3. Size designation**

The sizing of the protective gloves shall be as per Table 2 in accordance with BS EN 420.

**Table 2: Sizing of gloves in accordance with BS EN 420**

Glove size	Fits hand size	Hand circumference (mm)	Hand length (mm)	Minimum length of glove A (mm)	Palm width B mm
6	6	152	160	220	105
7	7	178	171	230	110
8	8	203	182	240	120
9	9	229	192	250	126
10	10	254	204	260	130
11	11	279	215	270	135



**Fig. 1: Glove sizing**

**Issued by: Head of Section Standards Development**

**Authorized by: Head of Department, Standards**

**Signed:**



**Signed:**



**Date: 2015-10-12**

**Date: 2015-10-12**



**Fig. 3: Illustration of a mechanical resistant glove**

**4.3.2. Welding gloves**

**4.3.2.1. General**

- 4.3.2.1.1. The welding gloves shall be designed, manufactured and tested to BS EN 420, BS EN 407 and BS EN 12477 and the requirements of clause 4.2 of this specification.
- 4.3.2.1.2. The welder's glove shall have a reinforced palm and thumb, with a good level of abrasion resistance, protection against contact and convective heat ideal for most welding processes. It shall possess a sock lining and a durable soft leather to offer the welders, a comfortable solution for medium to heavy duty welding.
- 4.3.2.1.3. The glove shall be a Type B glove in accordance with BS EN 12477 for better dexterity and to suit TIG welding. It shall possess the qualities as per Table 3.

**Issued by: Head of Section Standards Development**

**Authorized by: Head of Department, Standards**

**Signed:**



**Signed:**



**Date: 2015-10-12**

**Date: 2015-10-12**

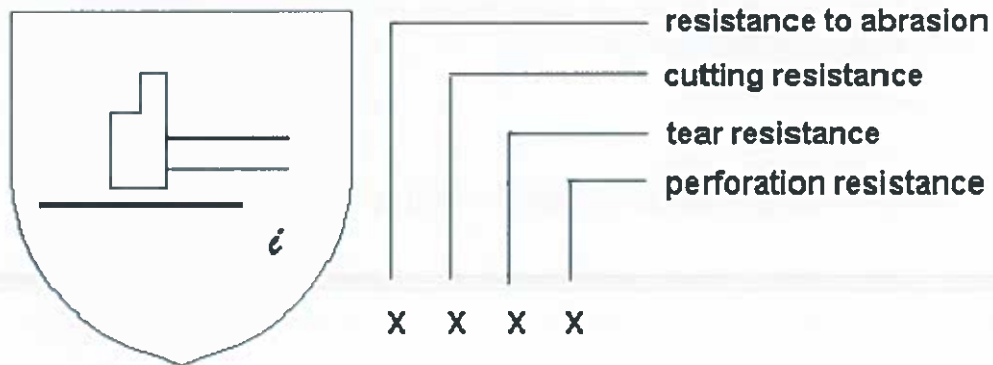


**Table 3: The levels of performance of mechanical gloves to BS EN 12477**

Requirement	Standard	Type B
Electric Isolation	EN 1149-2	R ≥ 105 Ω
Abrasion Resistance	EN 388	1 (100 cycles)
Cut Resistance	EN 388	1 (1.2)
Tear Resistance	EN 388	1 (10N)
Puncture Resistance	EN 388	1 (20N)
Burning Behaviour	EN 407	2
Contact Heat	EN 407	1 (T = 100°C)
Convective Heat	EN 407	0
Metal Splashes	EN 407	2 (15 drops)
Dexterity*	EN 420	4 (≤ 6.5 mm)

\*pin that can be picked up with gloved hand 3 times / 30 seconds (mm)

4.3.2.1.4. The pictograms for welder's glove showing mechanical and thermal properties are as shown in Fig. 4 followed by four performance levels numbers.



Issued by: Head of Section Standards Development

Authorized by: Head of Department, Standards

Signed:



Signed:



Date: 2015-10-12

Date: 2015-10-12



**Fig. 4: Pictogram for welder gloves**

**4.3.2.2. Material**

The welder's gloves shall be made from high dexterity natural leather such as flexible goatskin, pigskin or side-split leather or equivalent with a cotton fleece lining and at least 110mm cuffs and some with a para-aramid synthetic fiber (Kevlar®) sewing or palm patches.

**4.3.2.3. Sizes**

The sizes shall be as per BS EN 12477 and Table 4 and shall resemble the Fig. 4 in shape and appearance.

**Table 4: Sizing of welder gloves according to BS EN 12477**

Glove size	Fits hand size	Hand circumference (mm)	Hand length (mm)	Minimum length of glove A (mm)	Palm width B mm
6	6	152	160	300	105
7	7	178	171	310	110
8	8	203	182	320	120
9	9	229	192	330	126
10	10	254	204	340	130
11	11	279	215	350	135

**Issued by: Head of Section Standards Development**

**Authorized by: Head of Department, Standards**

**Signed:**



**Signed:**



**Date: 2015-10-12**

**Date: 2015-10-12**



**Fig. 5: Illustration of a welding glove**

**4.3.3. Drivers gloves**

**4.3.3.1. General**

- 4.3.3.1.1. The driver's gloves shall be designed, manufactured and tested to clause 4.2 and BS EN 388.
- 4.3.3.1.2. It shall be a five-finger glove designed to provide protection to all of the hand up to the wrist. The coverage shall be continuous except for a slit on the ulnar surface of the palm to aid putting on and taking off the glove.
- 4.3.3.1.3. The gloves shall provide protection against the following mechanical risks: abrasion, blade cut, tear, puncture resistances.
- 4.3.3.1.4. Each glove shall have performance level 3:5:4:3 in accordance with to BS EN 388 representing abrasion, blade cut, tear and puncture properties respectively.

**Issued by: Head of Section Standards Development**

**Authorized by: Head of Department, Standards**

**Signed:**



**Signed:**



**Date: 2015-10-12**

**Date: 2015-10-12**

**Table 5: The levels of performance of mechanical gloves to BS EN 388**

Test	Unit	Performance level	Requirement
Abrasion resistance	Number of cycles	3	2000
Blade cut resistance	Index	5	20.0
Dexterity*	mm	4	6.5
Tear resistance	N	4	75
Puncture resistance	N	3	100
*pin that can be picked up with gloved hand 3 times / 30 seconds (mm)			

- 4.3.3.1.5. The gloves shall protect the wearer from mechanical risks and shall be designed to offer grip, dexterity and have anti-static properties.
- 4.3.3.1.6. The mechanical properties shall be shown by a pictogram for mechanical risk as shown in Fig. 6 below followed by four performance levels numbers.



**Fig. 6: Pictogram for driver's gloves**

**4.3.3.2. Material**

- 4.3.3.2.1. The driver's gloves shall be 100% natural leather such as top grain cowhide or equivalent, keystone thumb, regular grade, high visibility finger tips, and shirred elastic back.
- 4.3.3.2.2. The leather thickness shall be 1.0 - 1.1 (+/- 0.1) mm

**Issued by: Head of Section Standards Development**

**Authorized by: Head of Department, Standards**

**Signed:**



**Signed:**



**Date: 2015-10-12**

**Date: 2015-10-12**



**Fig. 7: Illustration of a driver's gloves**

**4.3.3.3. Size designation**

4.3.3.3.1. The sizing of the protective gloves shall be as per Table 6 in accordance with BS EN 420.

**Table 6: Sizing of gloves in accordance with BS EN 420**

Glove size	Fits hand size	Hand circumference (mm)	Hand length (mm)	Minimum length of glove A (mm)	Palm width B mm
6	6	152	160	215	105
7	7	178	171	230	110
8	8	203	182	235	120
9	9	229	192	245	126
10	10	254	204	255	130
11	11	279	215	260	135

**Issued by: Head of Section Standards Development**

**Authorized by: Head of Department, Standards**

**Signed:**



**Signed:**



**Date: 2015-10-12**

**Date: 2015-10-12**



**TITLE:**  
**SPECIFICATION FOR HAND PROTECTION**  
Part 1: Protective Gloves

<b>Document No.</b>	KP1/6C.1/13/TSP/03/91
<b>Issue No.</b>	2
<b>Revision No.</b>	0
<b>Date of Issue</b>	2015-08-03
Page 14 of 25	

**4.3.4. Cotton work gloves**

**4.3.4.1. General Requirements**

- 4.3.4.1.1. The protective gloves – cotton work gloves shall be designed, manufactured and tested to BS EN 420, BS EN 388 and BS EN 7318 and the requirements of this specification.
- 4.3.4.1.2. It shall be a five-finger glove designed to provide protection to all of the hand up to the wrist. The coverage shall be continuous except for a slit on the ulnar surface of the palm to aid putting on and taking off the glove. The palm shall be coated with rubber or PVC as shown in Fig. 8.
- 4.3.4.1.3. The gloves shall provide protection against the following mechanical risks: abrasion, blade cut, tear, puncture resistances.
- 4.3.4.1.4. Each glove shall have performance level 2:1:2:1 in accordance with to BS EN 388 representing abrasion, blade cut, tear and puncture properties respectively and as shown in Table 7.

**Table 7: Performance requirements of cotton work gloves**

Test	Unit	Performance level	Requirement
Abrasion resistance	Number of cycles	2	500
Blade cut resistance	Index	1	1.2
Dexterity	mm	4	6.5*
Tear resistance	N	2	25
Puncture resistance	N	1	20

\*pin that can be picked up with gloved hand 3 times / 30 seconds (mm)

**4.3.4.2. Materials of manufacture**

- 4.3.4.2.1. Unbleached 100% cotton drill with mass per unit area of 355 g/m<sup>2</sup> with a tolerance of 19 g/m<sup>2</sup> conforming to fabric reference C5 of KS 541 or equivalent.
- 4.3.4.2.2. Knitted fabrics for cuffs shall be 2/20 and all cotton.

<b>Issued by: Head of Section Standards Development</b>	<b>Authorized by: Head of Department, Standards</b>
<b>Signed:</b>	<b>Signed:</b>
<b>Date: 2015-10-12</b>	<b>Date: 2015-10-12</b>

4.3.4.2.3. The cotton sewing thread shall conform to BS EN 7318 and shall have properties as per Table 8.



**Fig. 8: Rubber or PVC coated work gloves**

**Table 8: Requirement for cotton sewing thread**

Cotton count (Decitex)	Construction	Minimum length m/kg	Single thread breaking load Newton (KgF)
50s/4 (120dtex x 4)	4 cords (2strands, each 2 fold)	19 050	9.8 (1.00)

**4.3.4.3. Size designation**

The sizing of the protective gloves shall be as per Table 6 in accordance with BS EN 420.

**4.3.5. Linesman's gloves**

**4.3.5.1. General design**

4.3.5.1.1. The linesman's gloves shall be a gauntlet type glove that conforms to all the provisions of clauses 4.2 and 4.3.1.1 for mechanical and innocuousness properties.

Issued by: Head of Section Standards Development

Authorized by: Head of Department, Standards

Signed:



Signed:



Date: 2015-10-12

Date: 2015-10-12



**Kenya Power**

**TITLE:**

**SPECIFICATION FOR HAND PROTECTION**

Part 1: Protective Gloves

**Document No.**

KP1/6C.1/13/TSP/03/91

**Issue No.**

2

**Revision No.**

0

**Date of Issue**

2015-08-03

Page 16 of 25

4.3.5.1.2. The glove shall be designed, manufactured and tested to BS EN 420 and BS EN 388 standards.

4.3.5.1.3. The glove shall be designed to a performance thumb/palm patch, which reinforces critical-wear areas with a double layer of leather.

4.3.5.1.4. The linesman's gloves shall have a performance level 3:5:4:3 in accordance with BS EN 388 and Table 2 of clause 4.3.1.1; representing abrasion, blade cut, tear and puncture properties respectively and the mechanical properties pictogram shall be as per Fig. 2 of clause 4.3.1.1.

**4.3.5.2. Materials**

4.3.5.2.1. The gloves shall be made from select heavyweight grain horsehide leather or equivalent that has been treated with a fluoro-chemical water-repellent emulsion for excellent water, oil, and stain-repellent properties. (The soft, breathable qualities of the leather are not affected by this water-repellent treatment.)

4.3.5.2.2. The back of the leather cuffs shall possess a heavy-duty high visibility fluorescent-yellow fabric strips and retro-reflective silver strips for greater night-time visibility in accordance with ISO 20471 requirements. Fig 9 demonstrates an illustration of a linesman glove.

4.3.5.2.3. The linesman's gloves shall be sewn with a para-aramid synthetic fibre Kevlar® thread for extra seam strength.

**4.3.5.3. Size designation**

The length of the gauntlet cuff shall range from 80mm to 150mm for sizes 6 to 11 of Table 1.

**Issued by: Head of Section Standards Development**

**Authorized by: Head of Department, Standards**

**Signed:**

**Signed:**

**Date: 2015-10-12**

**Date: 2015-10-12**





**Fig.9: Illustration of a linesman's gloves**

**4.4. QUALITY MANAGEMENT SYSTEM**

4.4.1. The supplier shall submit a quality assurance plan (QAP) that will be used to ensure that the design, material, workmanship, tests, service capability, maintenance and documentation of the protective gloves fulfil the requirements stated in the contract documents, standards, specifications and regulations.

4.4.2. The Manufacturer's Declaration of Conformity to applicable standards and copies of quality management certifications shall be submitted with the tender for evaluation.

**5.0. TESTS AND INSPECTION**

5.1. The protective gloves shall be inspected and tested in accordance with the requirements of ISO 2047, BS EN 420, BS EN 388, BS EN 12477, BS EN 407, BS EN 7318, applicable Kenyan standards and all the provisions of this specification. It shall be the responsibility of the supplier to perform or to have performed the tests specified and whatever other tests he normally performs at works.

**Issued by: Head of Section Standards Development**

**Authorized by: Head of Department, Standards**

**Signed:**



**Signed:**



**Date: 2015-10-12**

**Date: 2015-10-12**



**TITLE:**  
**SPECIFICATION FOR HAND PROTECTION**  
Part 1: Protective Gloves

<b>Document No.</b>	KP1/6C.1/13/TSP/03/91
<b>Issue No.</b>	2
<b>Revision No.</b>	0
<b>Date of Issue</b>	2015-08-03
Page 18 of 25	

5.2. Copies of previous Type Tests Reports issued by a third party testing laboratory that is accredited to ISO/IEC 17025 shall be submitted with the tender for the purpose of technical evaluation. A copy of the accreditation certificate to ISO/IEC 17025 for the same third party testing laboratory used shall also be submitted with the tender document (all in English Language). The type tests shall include:

- a) Material composition
- b) Verification of gloves sizes
- c) Abrasion resistant test
- d) Blade cut resistance test
- e) Tear resistance test
- f) Puncture resistance test

5.3. The protective gloves shall be subject to acceptance tests at the manufacturer's workshop before dispatch. Acceptance tests shall be witnessed by at least two (2) Tender Processing Committee (TPC) members appointed by The Kenya Power and Lighting Company Limited (KPLC). Routine and Sample Test Reports for the protective gloves to be supplied shall be submitted to KPLC for approval before delivery of the goods. The tests to be witnessed shall include;

- a) Material composition
- b) Verification of gloves sizes
- c) Abrasion resistant test
- d) Blade cut resistance test
- e) Tear resistance test
- f) Puncture resistance test

5.4. On receipt of the product, KPLC will perform any of the tests specified in order to verify compliance with this specification. The supplier shall replace without charge to KPLC the protective gloves which upon examination, test or use; fail to meet any of the requirements in the specification.

**6.0. MARKING AND PACKING**

**6.1. MARKINGS**

6.1.1. Marking of mechanical gloves shall be in accordance with BS EN 420 and BS EN 388

6.1.2. Marking of welding gloves shall be in accordance with EN 420 and EN 12477:

<b>Issued by: Head of Section Standards Development</b>	<b>Authorized by: Head of Department, Standards</b>
<b>Signed:</b>	<b>Signed:</b>
<b>Date: 2015-10-12</b>	<b>Date: 2015-10-12</b>



**TITLE:**  
**SPECIFICATION FOR HAND PROTECTION**  
  
Part 1: Protective Gloves

<b>Document No.</b>	KP1/6C.1/13/TSP/03/91
<b>Issue No.</b>	2
<b>Revision No.</b>	0
<b>Date of Issue</b>	2015-08-03
Page 19 of 25	

- a) Each glove has to be marked with standard number (EN 12477), followed by the letter of the type (A or B).
- b) The smallest packaging has to be marked with the pictogram of gloves for protection against thermal risks and (optional) mechanical risks with the number of this standard.
- c) Each pictogram is followed by the levels of performance according to EN 407 and EN 388

## 6.2. PACKAGING

- 6.2.1. The protective gloves shall be packed in a manner so as to protect it from damage during transportation and storage. Instructions for storage and handling shall be included in each package, all in English Language.
- 6.2.2. The following information shall be printed on a suitable label firmly attached to each packaging:
  - a) Purchase order number/tender
  - b) Manufacturer's name
  - c) Year of manufacture
  - d) Protective gloves catalog number
  - e) The words, "PROPERTY OF KPLC"

## 7. DOCUMENTATION

- 7.1 The bidder shall submit its tender complete with technical documents required by Annex A (Guaranteed Technical Particulars) for tender evaluation. The technical documents to be submitted (all in English language) for tender evaluation shall include the following:
  - a) Guaranteed Technical Particulars signed by the manufacturer;
  - b) Copies of the Manufacturer's catalogues, brochures, drawings and technical data;
  - c) Sales records for the last five years and at least four customer reference letters;
  - d) Details of manufacturing capacity and the manufacturer's experience;
  - e) Copies of required type test reports by a third party testing laboratory accredited to ISO/IEC 17025;
  - f) Copy of accreditation certificate to ISO/IEC 17025 for the third party testing laboratory;
  - g) Manufacturers letter of authorization, ISO 9001:2008 certificate and other technical documents required in the tender.

Issued by: Head of Section Standards Development

Authorized by: Head of Department, Standards

Signed:

Signed:

Date: 2015-10-12

Date: 2015-10-12



**TITLE:**  
**SPECIFICATION FOR HAND PROTECTION**  
Part 1: Protective Gloves

<b>Document No.</b>	KP1/6C.1/13/TSP/03/91
<b>Issue No.</b>	2
<b>Revision No.</b>	0
<b>Date of Issue</b>	2015-08-03
Page 20 of 25	

7.2 The successful bidder (supplier) shall submit the following documents/details to The Kenya Power & Lighting Company for approval before manufacture:

- a) Guaranteed Technical Particulars signed by the manufacturer;
- b) Design Drawings with details of protective gloves to be manufactured for KPLC.
- c) Quality assurance plan (QAP) that will be used to ensure that the design, material; workmanship, tests, service capability, maintenance and documentation will fulfill the requirements stated in the contract documents, standards, specifications and regulations. The QAP shall be based on and include relevant parts to fulfill the requirements of ISO 9001:2008
- d) Detailed test program to be used during factory testing;
- e) Marking details and method to be used in marking the protective gloves;
- f) Manufacturer's undertaking to ensure adequacy of the design, good engineering practice, adherence to the specification and applicable standards and regulations as well as ensuring good workmanship in the manufacture of the protective gloves for The Kenya Power & Lighting Company;
- g) Packaging details (including packaging materials).

7.3 The supplier shall submit recommendations for use, care, storage and routine inspection/testing procedures, all in the English Language, during delivery of the protective gloves to KPLC stores.

-----SPACE LEFT BLANK-----

<b>Issued by: Head of Section Standards Development</b>	<b>Authorized by: Head of Department, Standards</b>
<b>Signed:</b> 	<b>Signed:</b> 
<b>Date: 2015-10-12</b>	<b>Date: 2015-10-12</b>



**TITLE:**  
**SPECIFICATION FOR HAND PROTECTION**  
  
Part 1: Protective Gloves

<b>Document No.</b>	KP1/6C.1/13/TSP/03/91
<b>Issue No.</b>	2
<b>Revision No.</b>	0
<b>Date of Issue</b>	2015-08-03
Page 21 of 25	

**ANNEX A: Guaranteed Technical Particulars** (to be filled and signed by the Manufacturer and submitted together with copies of manufacturer's catalogues, brochures, drawings, technical data, sales records, customer reference letters and copies of certificates/test reports for tender evaluation)

Tender No. ....

Description	Guaranteed Technical Particulars offered	
Name of Manufacturer & Country of manufacture	specify	
Scope: Supplier to ensure adequacy of the design, good workmanship, good engineering practice and adherence to standards, specifications and applicable regulations in the manufacture of the insulators for KPLC	specify	
Compliance to clause 4.2		
<b>1. Mechanical glove</b>		
Standard of manufacture	specify	
Type designation	specify	
Five finger design with slit at the ulnar surface of the palm	specify	
Performance levels	Abrasion resistance	specify
	Blade cut resistance	specify
	Dexterity	specify
	Tear resistance	specify
	Puncture resistance	specify
Material of manufacture	Leather type	specify
	pH value of leather used	specify
	Chromium (IV) content of leather used	specify
	Number of cleaning cycles for the glove	specify
Thickness of leather and lining	specify	
Coating material	specify	
Technology of manufacture	specify	
Strength of seams used	specify	
Size designation	Glove size	specify
	Hand circumference	specify
	Hand length	specify
	Minimum length of glove	specify

Issued by: Head of Section Standards Development

Authorized by: Head of Department, Standards

Signed:

Signed:

Date: 2015-10-12

Date: 2015-10-12



**TITLE:**  
**SPECIFICATION FOR HAND PROTECTION**  
Part 1: Protective Gloves

<b>Document No.</b>	KP1/6C.1/13/TSP/03/91
<b>Issue No.</b>	2
<b>Revision No.</b>	0
<b>Date of Issue</b>	2015-08-03
Page 22 of 25	

Description		Guaranteed Technical Particulars offered	
	Palm width	specify	
	Length of cuff	specify	
2	<b>Welding gloves</b>		
	Standard of manufacture	specify	
	Type designation	specify	
	Five finger design with slit at the ulnar surface of the palm	specify	
	Performance levels	Electric Isolation	specify
		Abrasion Resistance	specify
		Cut Resistance	specify
		Tear Resistance	specify
		Puncture Resistance	specify
		Burning Behaviour	specify
		Contact Heat	specify
		Convective Heat	specify
		Metal Splashes	specify
		Dexterity	specify
	Material of manufacture	Leather type	specify
		pH value of leather used	specify
		Chromium (IV) content of leather used	specify
		Number of cleaning cycles for the glove	specify
	Thickness of leather and lining	specify	
	Coating/lining material	specify	
Technology of manufacture	specify		
Strength of seams used	specify		
Size designation	Glove size	specify	
	Hand circumference	specify	
	Hand length	specify	
	Minimum length of glove	specify	
	Palm width	specify	
	Length of cuff	specify	
3	<b>Drivers glove</b>		
	Standard of manufacture	specify	
	Type designation	specify	
	Five finger design with slit at the ulnar surface of the palm	specify	

Issued by: Head of Section Standards Development

Authorized by: Head of Department, Standards

Signed:

Signed:

Date: 2015-10-12

Date: 2015-10-12



**Kenya Power**

**TITLE:**  
**SPECIFICATION FOR HAND PROTECTION**

Part 1: Protective Gloves

<b>Document No.</b>	KP1/6C.1/13/TSP/03/91
<b>Issue No.</b>	2
<b>Revision No.</b>	0
<b>Date of Issue</b>	2015-08-03
Page 23 of 25	

Description		Guaranteed Technical Particulars offered
Performance levels	Abrasion resistance	specify
	Blade cut resistance	specify
	Dexterity	specify
	Tear resistance	specify
	Puncture resistance	specify
Material of manufacture	Leather type	specify
	pH value of leather used	specify
	Chromium (IV) content of leather used	specify
	Number of cleaning cycles for the glove	specify
Thickness of leather and lining		specify
Coating/lining material		specify
Technology of manufacture		specify
Strength of seams used		specify
Size designation	Glove size	specify
	Hand circumference	specify
	Hand length	specify
	Minimum length of glove	specify
	Palm width	specify
	Length of cuff	specify
<b>4</b>	<b>Cotton work gloves</b>	
Standard of manufacture		specify
Type designation		specify
Five finger design with slit at the ulnar surface of the palm		specify
Performance levels	Abrasion resistance	specify
	Blade cut resistance	specify
	Dexterity	specify
	Tear resistance	specify
	Puncture resistance	specify
Material of manufacture	Fabric reference	specify
	Mass per unit area	specify
	Knitting type	specify
	Number of cleaning cycles for the glove	specify
Thickness of leather and lining		specify

Issued by: Head of Section Standards Development

Authorized by: Head of Department, Standards

Signed:

Signed:

Date: 2015-10-12

Date: 2015-10-12



**Kenya Power**

**TITLE:**  
**SPECIFICATION FOR HAND PROTECTION**  
Part 1: Protective Gloves

<b>Document No.</b>	KP1/6C.1/13/TSP/03/91
<b>Issue No.</b>	2
<b>Revision No.</b>	0
<b>Date of Issue</b>	2015-08-03
Page 24 of 25	

	Description	Guaranteed Technical Particulars offered
	Coating/lining material	specify
	Technology of manufacture	specify
	Seam thread properties	specify
	Size designation	Glove size
		Hand circumference
		Hand length
		Minimum length of glove
		Palm width
		Length of cuff
5	<b>Linesman's gloves</b>	
	Standard of manufacture	specify
	Type designation	specify
	Five finger design with slit at the ulnar surface of the palm	specify
	Performance levels	Abrasion resistance
		Blade cut resistance
		Dexterity
		Tear resistance
		Puncture resistance
	Material of manufacture	Leather type
		pH value of leather used
		Chromium (IV) content of leather used
		Number of cleaning cycles for the glove
	Thickness of leather and lining	specify
	Coating/lining material	specify
	Technology of manufacture	specify
	Strength of seams used	specify
	High visibility material	specify
	Size designation	Glove size
		Hand circumference
		Hand length
		Minimum length of glove
		Palm width
		Length of cuff
7	Quality Management System	

Issued by: Head of Section Standards Development

Authorized by: Head of Department, Standards

Signed:

Signed:

Date: 2015-10-12

Date: 2015-10-12





Kenya Power

TITLE:

SPECIFICATION FOR HAND PROTECTION

Part 1: Protective Gloves

Document No.

KP1/6C.1/13/TSP/03/91

Issue No.

2

Revision No.

0

Date of Issue

2015-08-03

Page 25 of 25

	Description	Guaranteed Technical Particulars offered
	Quality Assurance Plan	provide
	Copy of ISO 9001:2008 Certificate	provide
	Manufacturer's experience	provide
	Manufacturing Capacity (units per month)	provide
	List of previous customers	provide
	Customer reference letters	provide
8	Test standards and responsibility of carrying out tests	provide
	Copies of Type Test Reports submitted with tender	provide
	Test reports to be submitted by supplier to KPLC for approval	provide
	Replacement of rejected assembly tools.	specify
9	Marking	specify
	Packing	specify
10	Documents submitted with tender	provide
	Documents to be submitted by supplier to KPLC for approval before manufacture	provide
11	Manufacturer's Guarantee and Warranty	provide
12	List catalogues, brochures, technical data and drawings submitted to support the offer	provide
13	List customer sales records and reference letters submitted to support the offer.	provide
14	List Test Certificates submitted with tender	provide
15	List test reports of the wrenches to be submitted to KPLC for approval before shipment	provide
	Statement of compliance to specification (indicate deviations if any & supporting documents)	provide

.....  
Manufacturer's Name, Signature, Stamp and Date

NOTE:

*The Guaranteed Technical Particulars (GTP) shall form the basis of technical tender evaluation. Bidders shall ensure that the offered values for the item conform to the values in the test reports and their certificates, catalogue references and/or brochures. Failure to adhere by this requirement shall lead to automatic disqualification at the technical evaluation stage.*

Issued by: Head of Section Standards Development

Authorized by: Head of Department, Standards

Signed:

Signed:

Date: 2015-10-12

Date: 2015-10-12

